




# Koalas & Butterflies Private Pre-K




...itty bitty steps to the next class

## Mission for this class:

- Create a classroom with a positive and safe environment to ensure enjoyable learning
- Respect each student as an individual, being flexible to each learner and their needs
- Recognize and value student diversity and learning styles, and differentiate instruction based on the child's needs
- Encourages fairness, positive social interactions, active learning, and positive self talk
- Collaborate with students, candidates, parents, community members, and professional colleagues in order to support student learning and development
- Uphold all requirements set forth by the Georgia Professional Standards Commission, while also helping students surge ahead enriching their school experience

## Major skills your child will be working on:


- \* Following all school rules and class routines without many reminders
- \* Quick and easy drop off with little transition needed
- \* Lining up quickly and quietly
- \* More seamless transitioning between activities
- \* Staying in line while transitioning
- \* Developing more independence
  - Putting toys away properly without many reminders



- Setting up own mats for nap
- Jobs and chores around class
- \* Educational based centers on a daily basis in preparation for Kindergarten
  - Guided Reading Group
  - Guided Writing Group
  - More independent reading for enjoyment
- \* Better verbal expression of words, emotions, feelings, etc.
- \* Knowledge of personal information (name, address, age, gender, school, month, etc.)
- \* Ability to handle independent work and homework style assignments, including theme projects
- \* Working and playing well with others

### What you can do to help your child at home:

- For writing skills, get your child a notebook and let them draw, write, etc.. (This helps practice holding a pencil).
- Let your child dress and feed themselves (Beginning steps of tying shoes)
- Practice coloring in the lines (not scribbling) and using a wide array of colors
- If your child can't do something on their own encourage them to try again before you help (This helps build self-esteem).
- Practice writing letters of the alphabet
- Practice writing first and last name (Capital first letter and the rest lower case)
- Reciting first and last name, address and phone number
- Holding a pencil properly (pencil grip)
- Using polite manners (please, thank you, you're welcome, may I, excuse me)
- Scissor skills (cutting on the line)



- Practice identifying shapes, numbers and numbers
- Cleans up after playing
- Can wash hands independently
- Can carry out simple chores with little direction (clear plate, throw trash away, clean up toys)
- Understanding appropriate dress for the weather (Zipping jackets)
- Counting by 1's
- Sight Words (Dolch Pre-primer List)

### Where is your child's work?

**Koalas**-Your child will bring their work home in a daily folder.

**Pandas**-Your child will bring their work home weekly.

Please make sure to check their folder.

\*There will be two parent/teacher conferences (November & March). More information and sign-ups will be available in the fall and spring. A Meet the Teacher night will be held the week of September 10th.

**\* Please make sure that your child brings a bookbag and their class folder to class each day/week.**

\*Please have your child to school no later than 8:30 because circle time is from 8:30-9:00.

\*Please make sure your daughter wears shorts under her dress.

### Behavior Management System

Each day the class will start their day off on Green "Ready to Learn". They can move their clip up to Blue "Good Choices" or even higher to Purple "Great Choices". If they go above and beyond, then they can reach Pink. These are things like caught being polite and kind without prompting, or having an outstanding day. If a child is having a difficult time following directions, after redirection and reminders, the child will move their clip to Yellow-"Warning", Orange- "Consequences" or Red -"Parent Contact". The clips and colors are a visual reminder for the children. The children can get "back on track"

and move their clip back up by making better choices and following directions. Please ask your child what color he/she was on and celebrate their great days and reinforce classroom expectations on days they struggled. Behavior will be relayed home through a behavior calendar in their Take Home Folder.

### One Last Thing –

Transitioning to a new room - Often transition can cause stress for your child for the first couple of weeks. It is normal. Crying, not wanting to eat, or sleep at naptime are all normal behaviors and should diminish as your child becomes familiar with their routine and teachers. We ask that if this situation occurs with your child, reassuring your child that they will be just fine and a quick drop off in the mornings will help everyone and everything run more smoothly.

We are looking forward to a great school year with your child and hope that this will help answer any questions as well as inform you on some of the things we will be working on. If you have any questions please feel free to talk to us.

